


# Class 1 Curriculum letter Spring term 2026



Year 1 will begin with numbers up to 20, using the skills learned when adding, subtracting and problem solving with numbers up to 10. They will then move on to learning the numbers up to 50. Next they will learn how to measure using both non-standard units, cubes, paper clips etc, and standard units, rulers and centimetres. Finally, they will learn about mass and weight.

Year 2 will start by learning about money then move on to multiplication, learning how to use arrays to support their learning of the 2, 5 and 10 times tables. They will then learn about measures, comparing lengths and different units of measure including millimetres, centimetres and meters. Finally, they will learn about mass, capacity and reading temperature gauges.



Our English lessons this term will begin with the text “The Jolly Post Man” where we will learn about writing letters and link to many different traditional tales. We will then move on to “Vlad and the Great Fire of London”. This book will link to our History topic. After the half term holiday we will be writing poems using “Shirley Hughes Out and About” to help us to structure our writing. Then we will study the book “A necklace of Raindrops” which is a collection of short stories that will help us to write our own exciting short stories. Year 1 children are focussing on using their phonics knowledge to help with spelling and using capital letters, finger spaces and full stops when writing. Year 2 are focussing on writing more extended sentences, using the words and, because, that, so, but and using adjectives in their writing. All children are learning to spell the Common Exception words for their year group.



Phonics is particularly important in both years 1 and 2. For year 1 the children we will focus on the set 3 sounds ea, oi, ie, au, a-e, e-e, i-e, o-e, u-e, aw, are, ur, er, ow, ai, oa, ew, ire, ear, ure, wh, ph, kn, ue. They will be able to quickly read words containing these sounds and focus on reading their books fluently and for understanding. We will also learn how to spell words containing these sounds. The children in year 2 will really focus on the fluency of their reading. We will do this by reading and re reading a text for a week ensuring that we are using interesting voices and that we are reading for understanding.



Reading: Please ensure that your child reads their books daily at home, it only needs to be for 5-10 minutes, children should work towards being able to read their books confidently and fluently.

Suggested timetable for reading at home.

Day 1: Focus on the words that your child does not know, support Fred talking and discuss the word meanings.

Day 2: encourage “Fred in your head” when reading the more difficult words from yesterday.

Day 3: discuss the text before reading, characters, setting, favourite or most interesting parts. Reading should be more fluent today.

Day 4: Think about voices to use, which words to accent or when to pause. Ask the questions in the back of the RWI book and look back in the text to support explaining your answers.

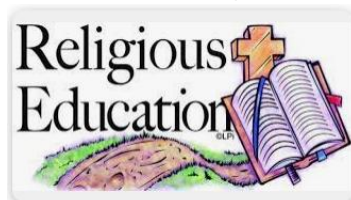
Day 5: An amazing performance of the text using voices, dramatic pauses etc for a really good show!

Each week you will also receive an activity linked to the weeks learning in school.

If you ever need any support with homework or are concerned please do come and talk to me at the end of the day, I am looking forward to getting to know everyone.




PE this term will take place on Monday and a Thursday. The Thursday PE lesson for Year 2 this term will be swimming. Please ensure that PE kits are in a drawstring bag so that they can be easily hung up on the pegs in the cloak room. Please do not send rucksacks to school as we do not have enough room to accommodate them.



In RE we will complete our learning about the Jewish religion. Our big question that will take us all the way through to Easter is "Who is Jewish and what do they believe?" We will be learning about Jewish beliefs and celebrations.



In ICT we will be making animations by creating our own stop motion animation and then adding sounds, recording our voices to add to our work and adding music to enhance our work.



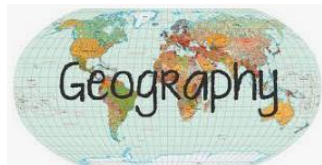
In our history lessons we will be learning about the Great Fire of London. We will do this through stories in our English lessons and by looking at historical artefacts and evidence from the time.



This term in DT we are focussing on healthy eating and will be learning the skill of cutting, chopping and grating fruits and vegetables and will be creating kebabs and soup.



In our art lessons we will be learning about painting. We will explore different artist, create our own brushes and ways of applying paint to the paper, then use all of our newly learned skills to create some still life paintings.



Our Geography lessons this term will be learning about the United Kingdom. We will find out where in the world the UK is, the countries that make up the UK and some of the features of the different countries of the UK.



Our Science topic this term is Animals and their Habitats. We will be learning about different habitats in our local area and learning how to identify the features of those habitats and the animals that live in them. We will also look at what living things need to survive and how they get their food. We will then learn about the different habitats around the world learning the different features of those habitats and the animals that live in them.



In music the children will learn songs, practise tapping the pulse and clapping rhythms. They will also learn how to play the glockenspiel following musical notation then learn how to improvise. They will then compose their own music using musical notation and perform their work. Our learning this term will be around the song “Zoo time”.

As you can see there are lots of exciting things to learn and experience this term. Please remember that I am available to chat after school most afternoons, so if you need anything please do drop in.

Mrs Cawood  
Class 1 teacher